

Nureva[®] Console

Manage all your Nureva audio conferencing systems from anywhere using our secure cloud-based platform. Check device status, fine-tune audio settings, adjust the microphone pickup zone, activate voice amplification, update firmware and more. You can also access the Nureva Developer Toolkit – cloud-based APIs that let you create integrations for streamlining your workflows. Nureva Console is included with all our devices.



Control and customize



Nureva Console

- Easily access Nureva Console from the cloud to reduce the time and effort needed to manage your audio systems
- Configure and maintain devices from a single secure dashboard – whether you have 1 system or 10,000
- Effortlessly monitor your rooms with a color-coded dashboard that shows the status of all your devices
- Make informed decisions by accessing analytics and insights about device usage and acoustic performance

[Learn more](#)

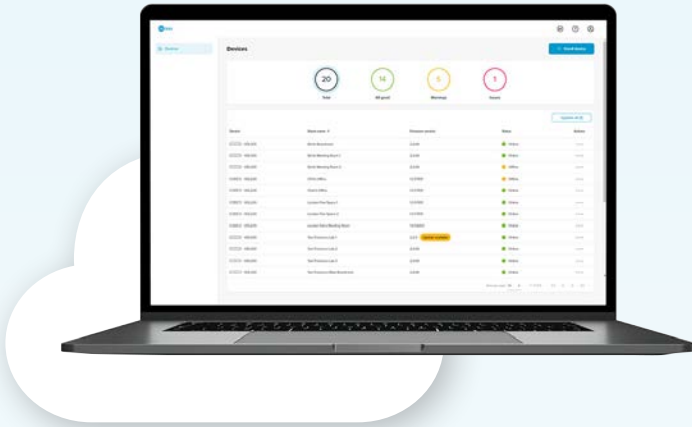
Nureva Developer Toolkit

- Use our cloud-based APIs to integrate Nureva systems with your existing workflows and third-party products
- Create custom automations to perform routine tasks, monitor devices, manage firmware updates and more
- Integrate volume, treble and bass controls into your team's favorite applications for a better meeting room experience
- Easily access room usage and acoustic performance data, and then integrate it into your analytics tools

[Learn more](#)



Device management simplified

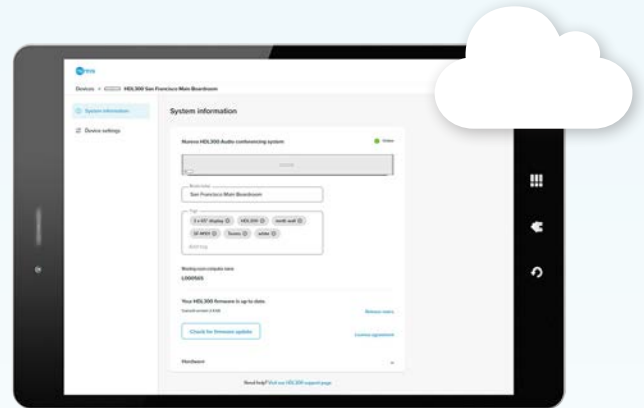


Dashboard

An at-a-glance audio health check. Handy filters let you know the status of all your devices in an instant. **Black:** total devices. **Green:** all good. **Yellow:** warnings. **Red:** issues. Feel confident about your fleet and make fewer trips to meeting rooms or classrooms.

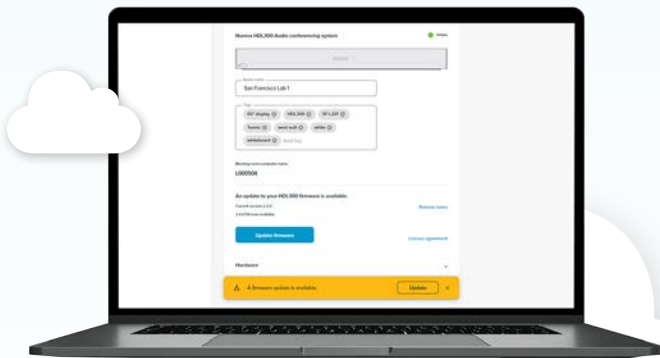
Asset management

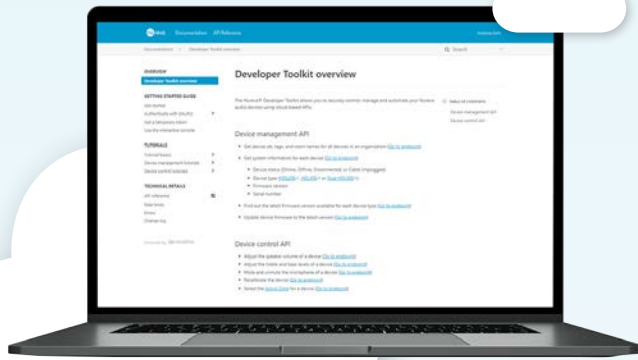
With simple asset management for your audio devices, you have one less thing to worry about. Customize room name, room type, tags and notes for easy management and tracking. Model number, firmware version and real-time status are automatically tracked.



Firmware updates

Unlike some tech products that quickly become obsolete, your Nureva systems keep getting better with new features and capabilities released regularly. Get firmware update alerts on your dashboard and by email, then bulk install them with just a click.



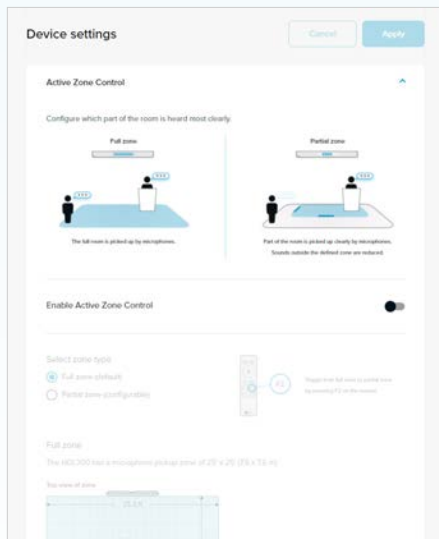
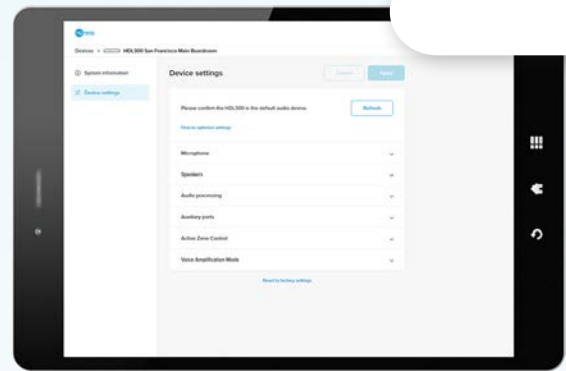


Nureva Developer Toolkit

Enabled by Nureva Console, the Nureva Developer Toolkit provides cloud-based APIs that let you create seamless integrations with your existing workflows and third-party products to access device information, update firmware, control settings and more.

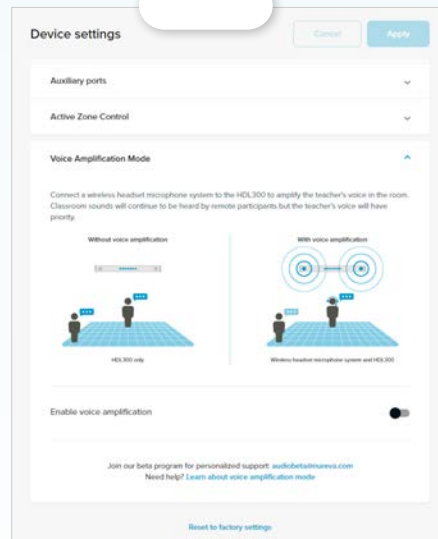
Device settings

Adjust the audio in each of your rooms from anywhere. Choose from speaker presets – meeting or classroom – or customize your settings. Adjust the microphone pickup zone. Toggle the Voice Amplification Mode. Adjust echo reduction, noise reduction and more.



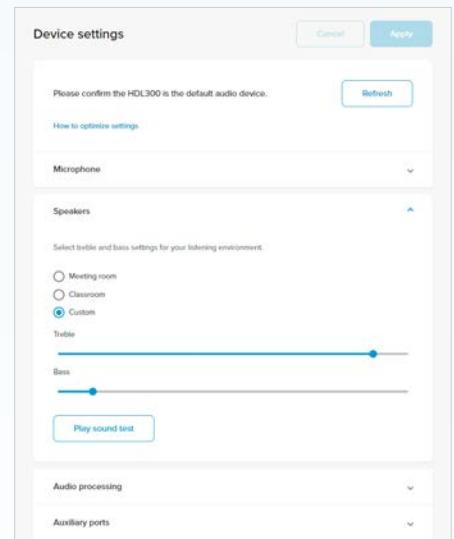
Active Zone Control

Use simple controls to define the active microphone pickup zone at the front of the room.



Voice Amplification Mode

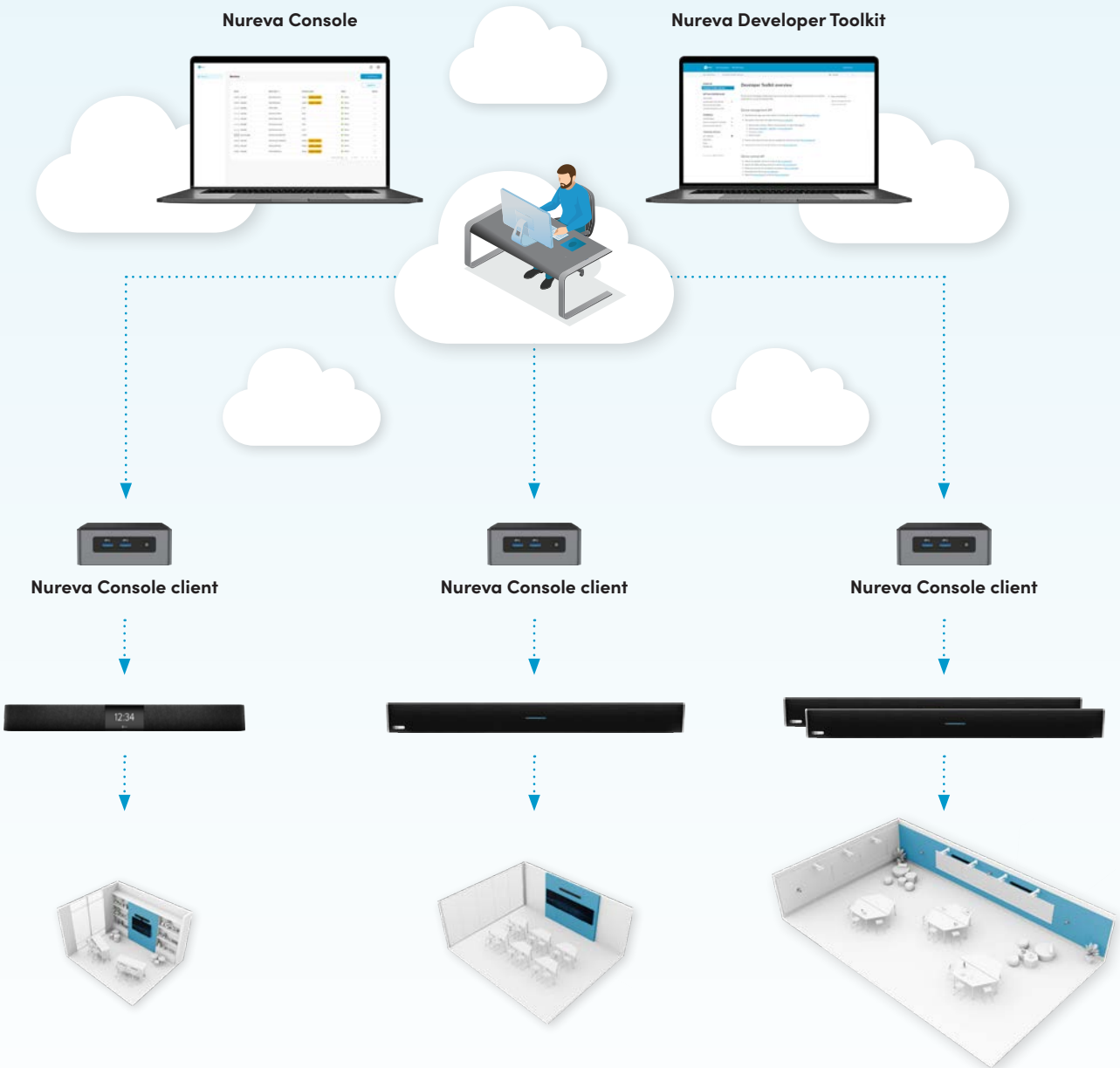
Available for the HDL300 and Dual HDL300 systems. Toggle to enable in-room amplification of a presenter wearing a wireless microphone headset.



Speaker presets

Select presets or customize the volume, treble and bass settings for different styles of meetings.

How it works



Small spaces

For microphone coverage up to
18' x 18' | 5.5 x 5.5 m
Nureva HDL200 system

Mid-size spaces

For microphone coverage up to
25' x 25' | 7.6 x 7.6 m
Nureva HDL300 system

Large spaces

For microphone coverage up to
30' x 50' | 9.1 x 15.2 m
Nureva Dual HDL300 system

Easy as 1, 2, 3

Once you've purchased your Nureva system, here's how to get started with Nureva Console.



1

Sign up

Enter your email to [create](#) your Nureva Console account.

2

Install

Install the client on the in-room PC connected to your Nureva system.

3

Enroll

Use the client-generated enrollment code to enroll your system in Nureva Console.

Contact us

Nureva Inc.

nureva.com/console

inquiries@nureva.com

+1.403.699.9781